



ATE has an App for our Event with Eventpedia!

Follow the instructions below to download the app. Please keep in mind that the instructions may vary from iPhone to Android and other devices.

If you have already downloaded the app – skip to “Find our event directions,” step #2 (“Search for the event”).

Get the App.

1. Scan this QR code with your phone or tablet camera/QR

reader: (The QR code will take you to your respective stores based on the device.)



Apple Store URL: <https://itunes.apple.com/us/app/eventpedia-go%21/id1052185229?mt=8>

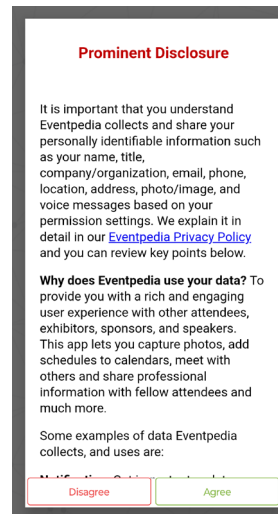
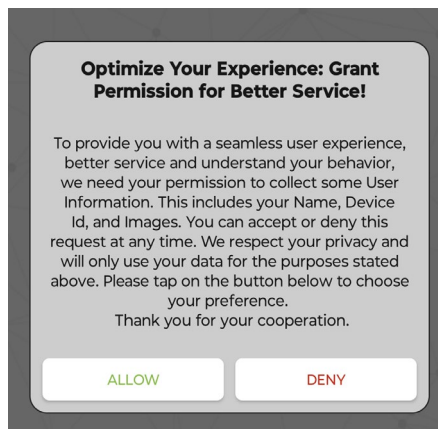
Play Store URL: <https://play.google.com/store/apps/details?id=com.avodigy.eventpediagoo>

2. Tap *Get* or *Install* the app.

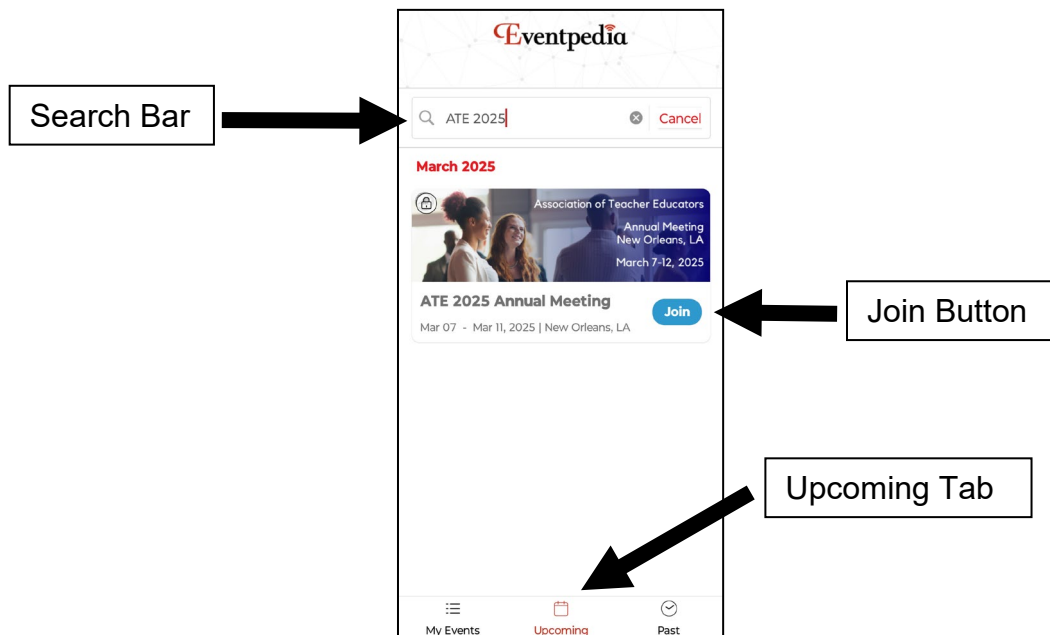


Find our event.

1. **Open the app:** Upon opening the app for the first time, you will be prompted for various permissions. Please follow the prompts and choose your preferences. Eventpedia recommends that you **click Allow and Agree for the Permissions and Disclosures** for the best app experiences. (See images below)




2. **Search for the event:** Type: “ATE 2025” into the Search Bar in the “Upcoming tab”, you will see ATE’s logo and event name, “ATE 2025 Annual Meeting”



3. **Download the Event:** Tap the blue “Join” button next to the event name. Then “Download” the event.

Access the App.

1. **Log-in.** In the User Name field enter your **email** that you used to register for the conference.
Enter Password: **ATE1920**
Tap **Sign In**.



2. Tap “Yes” to allow Message notifications.
3. **Success!** You will now be able to explore the app with the most up-to-date information by clicking the “Go” button next to the event name.

Follow us on Facebook [@assocoftchreducators](#), on X (Twitter) [@AssocTeacherEd](#), and
LinkedIn at **Association of Teacher Educators**
Share or Tweet about the Event **#ATE2025NOLA**